












WASCANA LAKE

BIKE PATH

↑ TO COLLEGE AVE CAMPUS

TO TECHNOLOGY DEVELOPMENT FACILITY

↑ N MAIN CAMPUS

-  BUS STOP
-  HANDICAP PARKING
-  MOTORCYCLE PARKING
-  VISITOR PARKING KIOSK
-  UNDERGROUND PARKADE RIDDELL CENTRE / CKHS
-  VISITOR PARKING
-  VISITOR PARKING METERS
-  ENTRANCE
-  SERVICE AREA
-  CENTRAL RECEIVING
-  'M' PARKING